



Vinyl Windows

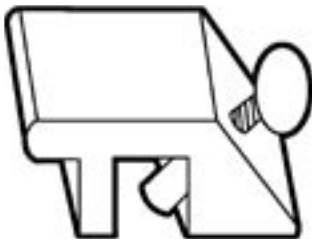
Series 700 Windows, Single Hung Tilt

Standard Features

- Constructed with white virgin PVC vinyl
- 2-3/8" overall frame dimension: 1" face to fin; lap pocket for vinyl siding
- Fusion welded frame and sash corners
- Steel reinforced meeting rail and interlock
- Positive interlock at meeting rail
- Dual weather stripping
- Warm edge 11/16" insulating glass
- Heavy duty screen frame
- Block and tackle balance system
- Cam lock and keeper
- Tilt sash for easy cleaning
- Spring loaded tilt latches



Slider Lock



Fits all metal door & window frames, thumb screw locking. Allows for various vent openings.

462435

J-Rail 462762 21'

Screws

8" x 1.5" hex head wood screw, painted white.

264035 50/Box

264036 500/Box

| Size | Window w/Screen | With Integral 6 x 6 Grids | Obscure Glass W/Screen |
|-----------|-----------------|---------------------------|------------------------|
| 14" x 21" | 462805 | | |
| 14" x 27" | 462750 | | 462797 |
| 14" x 35" | 462751 | | |
| 14" x 39" | 462777 | | |
| 14" x 40" | | | 462798 |
| 14" x 53" | 462778 | | |
| 24" x 39" | 462752 | 462737 | |
| 30" x 27" | 462753 | 462738 | |
| 30" x 30" | 462780 | | |
| 30" x 35" | 462754 | 462739 | |
| 30" x 39" | 462755 | 462740 | |
| 30" x 52" | 462806 | | |
| 30" x 53" | 462756 | 462741 | |
| 30" x 54" | 462807 | | |
| 30" x 58" | 462783 | | |
| 30" x 70" | 462808 | | |
| 36" x 27" | 462785 | | |
| 36" x 36" | 462786 | | |
| 36" x 40" | 462787 | | |
| 36" x 53" | 462758 | 462742 | |
| 40" x 27" | 462788 | | |
| 40" x 40" | 462789 | | |
| 40" x 53" | 462790 | | |
| 46" x 27" | 462791 | | |
| 46" x 39" | 462759 | 462743 | |
| 46" x 53" | 462760 | 462744 | |
| 62" x 40" | 462795 | | |

Series 800 Windows, Single Hung Tilt Sash, Vinyl Siding Frame

NEW!



Standard Features

- Strong, durable, no maintenance all vinyl chambered frame never needs painting
- Heat fusion welding bonds the frame and sash corners, preventing water and air infiltration at the joints
- The narrow frame and sash profiles allow a large glass area for maximum exterior view
- Interlocking meeting rails provide a superior sealing system that will keep out wind and water
- Sash tilts inward and can be removed for cleaning from inside the home
- Full 3/4" insulating glass provides optimum thermal performance. Optional Low-E coated glazing available.
- Easy to use mull system allows windows to be joined with each other to create dramatic and interesting combinations
- J-Rail can be added to flush mount windows for lap siding applications

| Size | Window w/Screen | With Integral 6 x 6 Grids |
|-----------|-----------------|---------------------------|
| 14" x 27" | 462831 | |
| 14" x 39" | 462833 | |
| 24" x 39" | 462834 | 462820 |
| 30" x 27" | 462836 | 462821 |
| 30" x 35" | 462837 | 462822 |
| 30" x 39" | 462839 | 462824 |
| 30" x 53" | 462840 | 462825 |
| 36" x 39" | 462841 | |
| 36" x 53" | 462842 | 462827 |
| 46" x 39" | 462843 | 462828 |
| 46" x 53" | 462845 | 462830 |



Possible Grid Application



Vertical Sliders

- Prepunched flush mount flange or lap leg return for lap siding
- Removable screens for easy cleaning
- Available in mill finish or enamel paint in white
- Coved glazed beading
- HUD approved
- Sloped sill for better drainage
- Continuous head; no vertical seams to catch water
- Tapered interlock
- Optional aluminum dimensional grids available



462450 Latch/Spring Set

Other sizes available by special order.

| Buck Size (or Actual Size of Window) Wd. X Ht. | White Flush Mount | Mill Flush Mount | White Lap Siding Applications | White Self-Storing Storm | White Replacement Screen | Mill Replacement Screen | Actual Screen Size |
|------------------------------------------------------|----------------------|---------------------|-------------------------------------|--------------------------------|--------------------------------|-------------------------------|--------------------------|
| 14-1/4" x 21-3/4" | 462701 | 462561 | | 462602 | | | |
| 18-1/4" x 21-3/4" | | 462589 | | 462625 | | | |
| 24-1/4" x 21-3/4" | | 462584 | | 462626 | | | |
| 30-1/4" x 21-3/4" | 462702 | 462579 | | 462603 | | | |
| 24-1/4" x 24-1/4" | | 462569 | | 462627 | | | |
| 14-1/4" x 27-1/16" | 462703 | 462524 | | 462607 | | 462485 | 13-5/8" x 13-1/32" |
| 18-1/4" x 27-1/16" | 462721 | 462586 | | 462628 | | | |
| 22-1/4" X 27-1/16" | 462722 | 462573 | | 462629 | | | |
| 24-1/4" x 27-1/16" | 462704 | 462565 | 462353 | 462600 | | 462481 | 23-5/8" x 13-1/32" |
| 30-1/4" x 27-1/16" | 462705 | 462506 | 462354* | 462601 | 462725 | 462495 | 29-5/8" x 13-1/32" |
| 36-1/4" x 27-1/16" | 462706 | 462578 | | 462608 | | | |
| 40-1/4" x 27-1/16" | | 462567 | | 462609 | | | |
| 46-1/4" x 27-1/16" | 462707 | 462496 | | 462604 | | 462492 | 45-1/2" x 13-1/32" |
| 24-1/4" x 30" | 462700 | | 462349 | | | | |
| 30-1/4" x 30" | 462708 | 462497 | 462356 | 462605 | | 462490 | 29-1/2" x 13-1/2" |
| 46-1/4" x 30" | | 462588 | | 462630 | | | |
| 14-1/4" x 35-3/4" | | 462587 | | 462631 | | | |
| 22-1/4" x 35-3/4" | | 462571 | | | | | |
| 24-1/4" x 35-3/4" | | 462583 | | 462632 | | | |
| 30-1/4" x 35-3/4" | 462709 | 462563 | 462357 | 462606 | | 462482 | 29-5/8" x 17-5/8" |
| 36-1/4" x 35-3/4" | 462710 | 462577 | | 462612 | | | |
| 40-1/4" x 35-3/4" | 462711 | 462585 | | 462633 | | | |
| 14-1/4" x 39-5/8" | 462712 | 462559 | | 462613 | | 462484 | 13-5/8" x 19-13/16" |
| 18-1/4" x 39-5/8" | | 462581 | | 462617 | | | |
| 24-1/4" x 39-5/8" | 462713 | 462580 | | 462618 | | | |
| 30-1/4" x 39-5/8" | 462714 | 462507 | 462362 | 462610 | 462726 | 462494 | 29-1/2" x 19-7/8" |
| 36-1/4" x 39-5/8" | 462715 | 462522 | | 462611 | | | |
| 40-1/4" x 39-5/8" | 462716 | 462582 | | 462619 | | | |
| 46-1/4" x 39-5/8" | 462717 | 462694 | | 462621 | 462727 | 462491 | 45-1/2" x 19-7/8" |
| 30-1/4" x 52-5/16" | 462718 | 462508 | | 462614 | 462728 | 462487 | 29-1/2" x 26-1/4" |
| 14-1/4" x 53-5/16" | | 462575 | | 462634 | | | |
| 30-1/4" x 53-5/16" | 462719 | 462525 | 462367 | 462615 | 462729 | 462493 | 29-1/2" x 26-5/8" |
| 30-1/4" x 53-5/16" | | | 462380** | | | | 29-1/2" x 26-5/8" |
| 36-1/4" x 53-5/16" | 462720 | 462499 | | 462616 | | 462488 | 35-5/8" x 26-1/2" |
| 40-1/4" x 53-5/16" | | 462592 | | 462635 | | 462470 | 39-5/8" x 26-13/16" |
| 46-1/4" x 53-5/16" | | 462498 | 462368 | 462622 | 462732 | 462489 | 45-5/8" x 26-13/16" |
| 30-1/4" x 58-5/8" | | 462574 | | 462623 | | 462479 | 29-1/2" x 29-3/8" |

* Also, **462348** with 6 x 6 grids

** With 4 x 4 Grids

New Items

Horizontal Sliders



- Prepunched flush mount flange
- Removable screens for easy cleaning
- Mill finish or enamel paint in white or bronze
- Coved glazed beading
- HUD approved
- Sloped sill for better drainage
- Continuous head; no vertical seams to catch water
- Tapered interlock
- Optional aluminum dimensional grids available

Other sizes available by special order.

| Call Size* Wd. X Ht. | Mill Finish | White Self-Storing Storm |
|-------------------------|----------------|--------------------------------|
| 30" x 30" | 462526 | |
| 30-1/4" x 14-7/16" | 462590 | 462636 |
| 46-1/4" x 27-1/16" | 462593 | |
| 46-1/4" x 39-5/8" | 462505 | 462624 |

* Call Width + 1/2" for Rough Opening




Bathroom Windows

Obscure glass makes these windows perfect for bathrooms or any room where you want light and privacy.



Obscure glass, economical choice for bathrooms. 36" x 8" mill finish.

462594 Window (does not open)



Vertical slider-type window with obscure glass, perfect for bathrooms. Mill finish.

462572 14" x 27"

Series 700 single hung tilt window with obscure glass, perfect for bathrooms. White vinyl PVC. With screen. *See page C-24.*

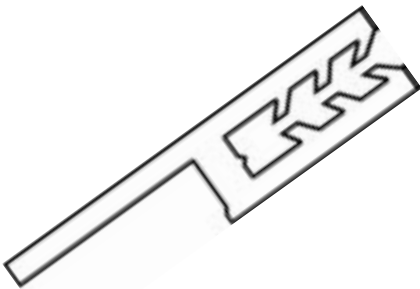


462797 14" x 27"

462798 14" x 40"

Window Repairs

Storm Rail



For replacing glass in windows. White PVC in 12' lengths.

462414 300/Ctn.


Kinro Window Glazing



Vinyl strip for holding glass in place when replacing pane. White 12' lengths.

462410

Glazing Channel




For replacing glass in sliding windows. 12'.

462411 White

462413 Brown

Window Ventilation

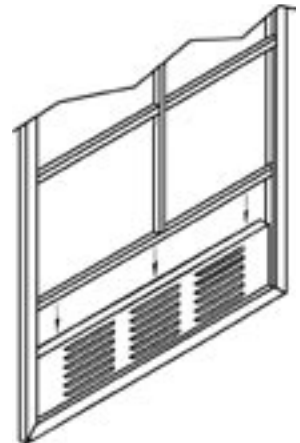
Adjustable Window Vent



- Fingertip adjustment fits most sash windows
- Provides economical ventilation
- Allows draft-free air in while keeping weather and insects out
- Weather-resistant metal louver panels shed rain, sleet, snow
- Constructed w/almond-painted metal vents & varnished wooden ends
- Installs easily without tools from inside.

462328 10" High, Adjustable 22" to 37" Wide; 12/Ctn.

VENTLINE Window Vent



2 Ways to Save Energy!

- Easily installed in standard window frames. Just place vent in window track and close window to the top of the vent!
- Multiple louver design provides ventilation without letting in drafts, insects or weather
- 30" & 46" widths standard (actual: 29-1/2" & 45-1/2")
- Mill finish

462326 5" High for 30" Windows

462325 5" High for 46" Windows

Decorator Blinds



Mini-Blinds


1" PVC, lead-free with wand in classic white sized to fit manufactured housing windows. 10/Ctn.

- 260500** 32" x 30"
- 260501** 32" x 56"
- 260502** 38" x 56"
- 260503** 48" x 56"
- 260505** 23.5" x 54"
- 260506** 48" x 64"
- 260507** 35.5" x 54"

Vertical Blinds

3.5" PVC, lead-free with wand in classic white, perfect for sliding glass doors.

260504 78" x 84"



Screen Repairs

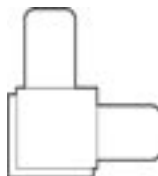
Screen Springs



Holds window screen in window.

462428 Each; 250/Ctn.

Corner Inserts



Plastic screen frame corner insert. 25/Ctn.

262606 Gray (for Mill)
262609 Black (for Bronze)
262643 White

Storm Window Clip #711



461599
 Each; 25/Ctn.

Screen Installer



Use convex roller end of installation tool to roll screen wire into slot of aluminum screen frame. Use concave roller end to roll plastic spine into slot over screen wire to hold it tightly in place.

462402 5/32"; 10/Ctn.
462400 1/16"; 10/Ctn.

Frame Extrusions w/out Spline



Aluminum framing in 13' lengths. Uses 5/32" spline.

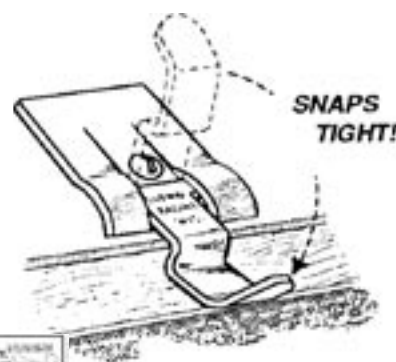
462425 Bronze **462426** Mill Finish
462427 White

Snap Fasteners

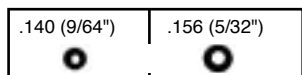
For screens, storm windows and many other holding applications. "Self-serve" colorful display bag punched for easy hanging. Each 3-3/4" x 4" bag contains 4 fasteners complete with screws. Seals windows against drafts.

462430 36/Ctn.

Attractive display bag for easy in-store sales



Screen Spline

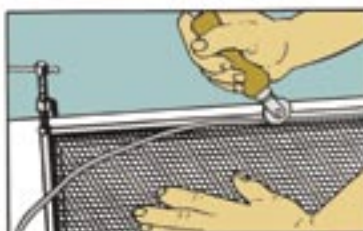


Replacement spline for metal and fiberglass screening.

Gray
462404 9/64", 20'; 10/Ctn.
462406 5/32", 20'; 10/Ctn.
462403 5/32", 1000'

Black
462407 9/64", 20'; 10/Ctn.
462408 5/32", 20'; 10/Ctn.
462409 5/32", 1000'
462405 9/64", 250'

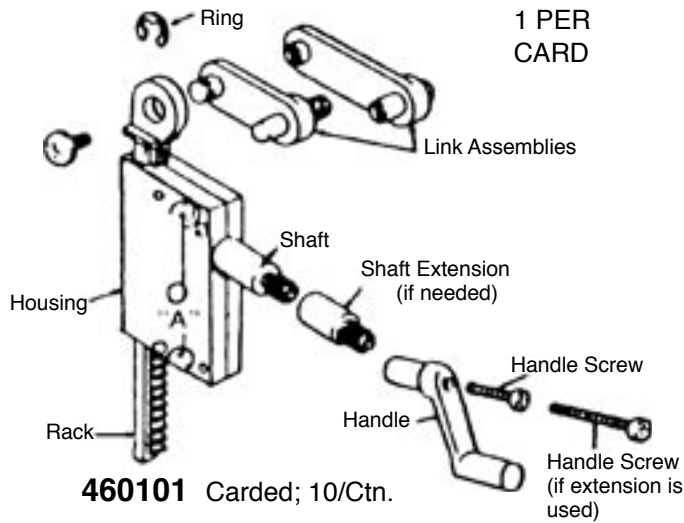
Screen Wire



Fiberglass screen with 16 x 16 size mesh. Won't dent, corrode, or stretch. 100' roll.

| Gray | Charcoal |
|-------------------|-------------------|
| 269002 30" | 269005 30" |
| 269001 36" | 269008 36" |
| 269004 42" | 269007 42" |
| 269000 48" | 269006 48" |

#800K Operator Kit



1 PER CARD

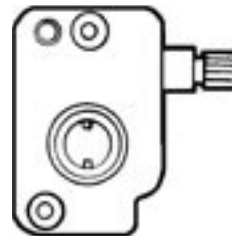
460101 Carded; 10/Ctn.

#1712 R.H. Operator



461825
Poly Bagged;
25/Bag

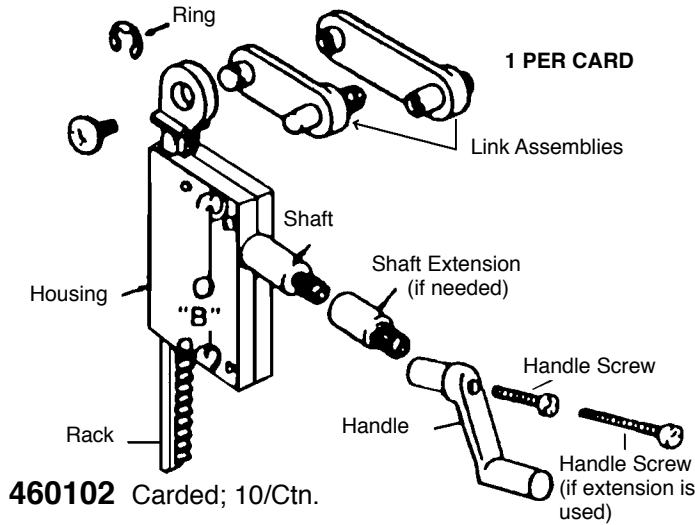
#808 Side Mount Operator



RH
460201 Skin Packed; 10/Ctn.
460203 25/Bag

LH
460202 Skin Packed; 10/Ctn.
460204 25/Bag

#801K Operator Kit

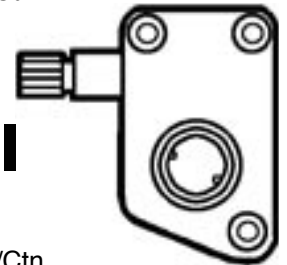


1 PER CARD

460102 Carded; 10/Ctn.

#761 Slant Sill Operator RH

461109 Skin Packed; 10/Ctn.
461822 25/Bag

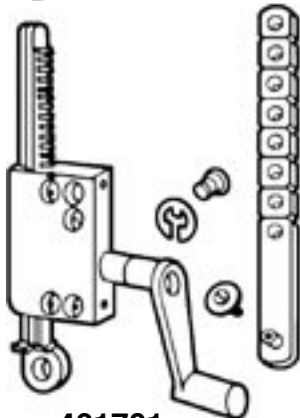


#762 Slant Sill Operator - LH

461818 Skin Packed; 10/Ctn.
461819 25/Bag

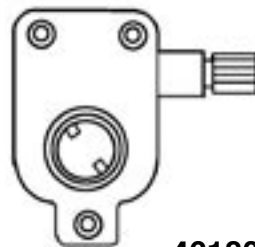
(LH Shown)

#816 Rack Operator



461701
Carded; 10/Ctn.

#747 Awning Type R.H. Operator



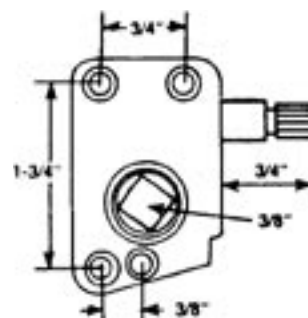
461804
Skin Packed; 10/Ctn.

#735 Side Mount Operator

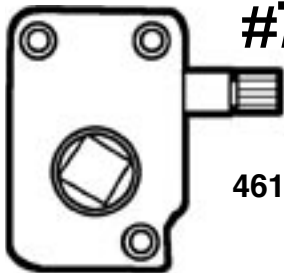
R.H.
461106 Skin-Packed; 10/Ctn.
461105 25/Bag



#715 Side Mount Operator



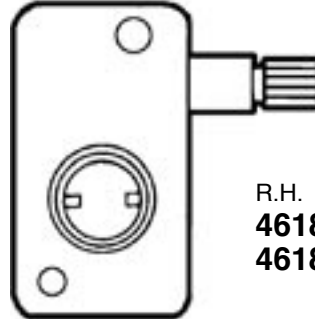
R.H.
461816 25/Ctn.



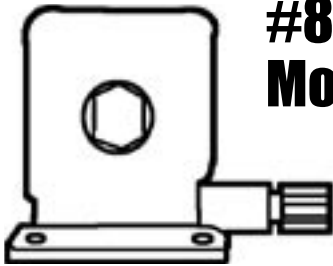
#733 Side Mount

461815 R. H. Poly-bagged;
25/Ctn.

#787 Side Mount



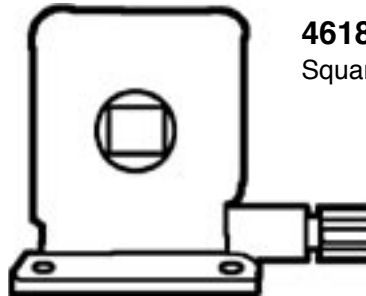
R.H.
461802 Skin-Packed; 12/Ctn.
461803 25/Bag



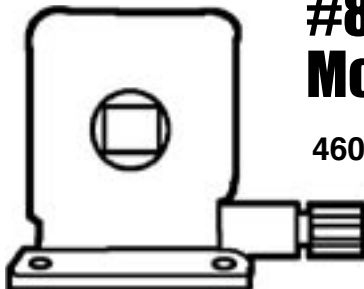
#802 Center Mount

460402
Hex 3/8";
Skin-Packed; 12/Ctn.

#812 Center Mount 5/16"



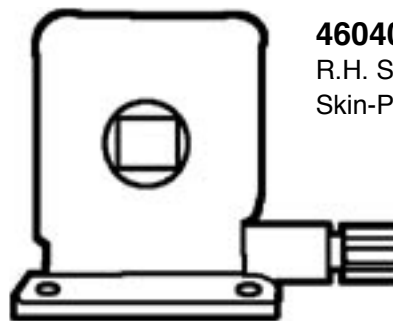
461831
Square 5/16"; 25/Bag



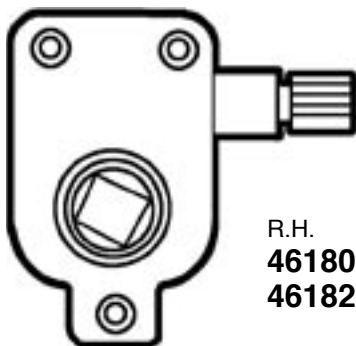
#811 Center Mount 1/4"

460401 Square 1/4";
Skin-Packed;
12/Ctn.

#803 Center Mount



460403
R.H. Square 5/16";
Skin-Packed; 12/Ctn.

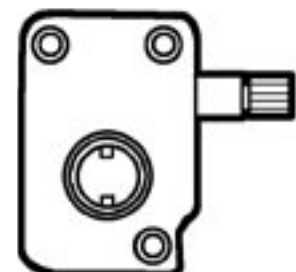


#749 Awning Type

R.H.
461807 Skin-Packed; 10/Ctn.
461824 25/Bag

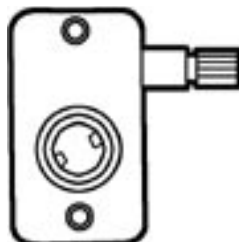
#751 Side Mount

460404
R. H.; 25/Ctn.



#758 Side Mount

462639
R. H.; 25/Ctn.



#490 Flat Nylon Wing Clip

Six clips w/screws per pack.

461602 Skin-packed; 10/Ctn.



#498 Offset Plastic Clip



Six clips w/screws per skinpack. 3/8" offset. 10/Ctn.

461604

E-Rings

8 #328C per card

461845 1/4"



#495 Plastic Clip

Six clips w/ screws per pack. 3/16" offset. 10/Ctn.

461832

#492 Plastic Clip - Flat

Six clips w/screws per pack. Flat offset.

461603 10/Ctn.



#350 Metal Zee Clip

Six clips w/screws per pack. Carded; 10/Ctn.

461601



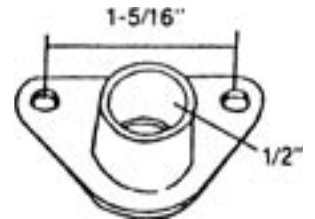
#760 Torque Bar Bearing

460310 Metal, Bulk; 25/Ctn.



#719 Torque Bar Bearing

460300 25/Ctn.



#845 Torque Bar Bearing

461838 Metal, Bulk; 25/Ctn.



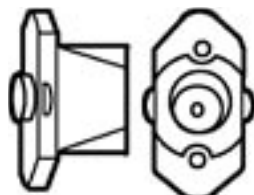
#738 Torque Bar Bearing

460308 Nylon, Bulk; 25/Ctn.



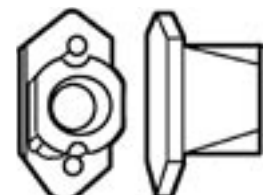
#74 Nylon Torque Bearing

460302 10/Ctn.

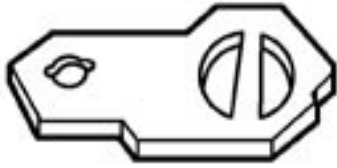


#70 Nylon Torque Bearing

460301 10/Ctn.



#785 Phillips Torque Bar Arm



461837 1-11/16" Metal, Bulk; 25/Ctn.

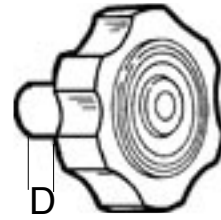
Metal Extension



Carded; 10/Ctn.
461301 1/2"
461303 7/8"
461304 2"

100/Ctn.
461306 2"
461305 7/8"

Plastic Knob Handle



461839

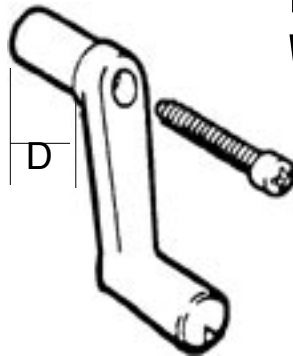
D=1/2" Knob, Carded; 10/Ctn.

#763 Nylon Torque Bar Bearing



461598 Bulk; 25/Ctn.

Plastic Crank Handles w/Screws



D

461833 1"; 25/Bag
461834 1-3/4"; 25/Bag
461823 2-1/2"; 600/Ctn.
461204 2-1/2" Carded; 10/Ctn.
461205 3-3/16" Carded; 10/Ctn.
461206 3-3/16"; 500/Ctn.

Screws for Crank Handle

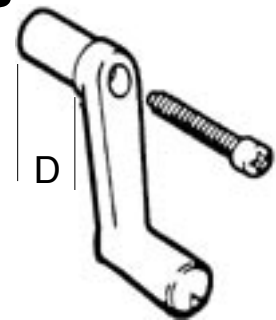


461208 2-1/2"; 100/Ctn.

Metal Crank Handles with Screws

"D"

461201 1" Carded; 10/Ctn.
461200 1"; 750/Ctn.
461202 1-3/4" Carded; 10/Ctn.
461203 1-3/4"; 500/Ctn.
461827 3-1/2"; Carded 10/Ctn.
461826 3-1/2"; 350/Ctn.



D

Window Hinges

Sold in pairs only; 10/Ctn.

| Stock# | WCM# | "A" | "B" | "C" | "D" | "E" | "F" |
|--------|------|-------|---------|--------|-------|--------|--------|
| 461001 | 786C | 3/16" | 2-3/16" | 3-1/8" | 7/16" | 3-3/4" | W/Stud |
| 461101 | 835P | 3/16" | 2-3/16" | 3-1/8" | 1" | 4-3/8" | W/Stud |

